

SHORELINE



Raintree Lake Property Owners Association

August 2022

SPECIAL POINTS OF INTEREST:

- August Food Trucks page 4
- Adopt A Tree Form page 5
- Dopplefangers pages 8-9
- Yard of the Month page 10
- Pool info page 11
- New Residents page 13
- Garden Club Article page 14
- Annual Mum Pre-Sale page 15
- Rip Rap article pages 16-18
- Family Swim Info page 19
- BBQ Competition info page 19
- Suicide Awareness Movie/Walk info page 20
- Fall Garage Sales info page 21
- Walgreens Shot Clinic page 21
- Adult Luau Info page 23
- Labor Day Fishing Derby page 23

IT'S BUDGET TIME FOR 2022

This is where you come in!
Please provide your input in
an email to
residentinput@rlpoa.com

In This Issue:
Financial Status - 2
Calendar - 12
Teens for Hire - 22

4th OF JULY HIGHLIGHTS!



Boat Parade Winners!



Financial Statement

As of June 2022

Money Market Sweep Account:
\$805,716.02

Income:
\$110,884.92

Expenses:
\$109,594.86

2021 Roll-Over Funds:
\$21,562.00

Capital Asset Reserve:
\$96,429.00

Future Projects:
Facilities:
\$15,000.00

Raintree View:
\$17,350.00

Siltation Loan:
(\$45,000.00)

Ward Road:
\$10,000.00

Pond Walking Trail:
\$25,000.00

Delinquency Report Comparison

2022	2021
One Quarter Past Due:	
60 Lots totaling \$6,367.29	44 Lots totaling \$12,264.07
Two Quarters Past Due:	
12 Lots totaling \$3,423.13	15 Lots totaling \$6,036.28
Three Quarters Past Due:	
14 Lots \$7,078.37	16 Lots \$8,796.09
Liens:	
11 Lots totaling \$28,321.30	10 Lots totaling \$27,483.87

Board Approvals for July 12, 2022

- ◆ Marline/Pendant/Royale Common Ground area has been given 60 days to remove all personal property. Rocks/plants to remain for water issue.
- ◆ Approved Suicide Awareness Walk — Choose 2 Live
- ◆ Approved Community Blood Drive



The Siltation Committee recently gave a presentation to the Board. Raintree had contracted a company to perform a lake study map that shows depth. The picture located to the left is now on display in the office. The Siltation Committee is working on a priority plan for cleaning out silted in areas.

Come by and take a look or use the link below from our website.

<http://rlpoa.com/committees/siltation-committee/>



SOUND OFF !!

City urges citizens to think about what goes in the street (grass clippings, leaves, trash, soap, etc.) will end up in our lake! Link below highlights the issues along with our lake.

<https://www.youtube.com/watch?v=gFOml16nank>

Unsatisfied Judgments/Liens

LIENS

Lot#	First Name	Last Name	Address
63	Phillip	Williams	3857 SW Harbor Court
256	Kimberly	Grigsby	4068 SW Marline Dr.
359	Devin	Grimes	4043 SW Clipper Ln.

JUDGMENTS

Lot#	First Name	Last Name	Address
43	Angela	Marks	3829 SW Harbor Cir.
52	LaTonya	Wren	3716 SW Harbor Cir.
295	Brett	Lloyd	4069 SW Pendant Dr.
341	Skip & Barbie	McNeil	3949 SW Batten Dr.
694	Tiffany/Demond	Reese/Jones	400 SW Seagull
NS04	Tim	Fortier	4468 SW Raintree Shore Dr.
NS24	Brian	Morgan	4477 SW Aft



Small Efforts Make A Big Difference in Recreational Boating Safety:

The Water Patrol's overall Goal is to promote an enjoyable lake environment and ensure water safety. Raintree Lake residents have been key in making this goal a reality. Here are some reminders on how, as a boating community, we can ensure we have another safe boating season in 2022.

Just Wear It. Life jackets are the lifeblood of boating safety. Children 7 and under have to wear a personal floatation device while on board a boat at Raintree Lake. Getting an infant to wear them can be difficult, but it is a must.

Operator inattention is the number one cause of boat accidents. The captain of the boat should make sure all occupants are seated while the vessel is moving. At no time should a passenger be allowed to stand on the swim deck or bow while the boat is moving. This also includes launching from a slip or landing at a dock.

Boaters while tubing are to stay 50 feet away from other boats or docks. Make sure before you dock, pull in the tube and have all passengers on board safely. Also do not launch with a tube out from a dock. Wait till at least 50 feet away from docks to deploy your tube.

Swimmers are not to swim more than 50 feet from shore. If in a designated swim area, same applies, do not swim out past the swim buoys. This is a \$50 fine and a 30-day suspension from use of all amenities.

Thank you Raintree Lake residents for making Raintree Lake an enjoyable, safe boating experience for the whole community.

Raintree Lake Water Patrol
 Email: Waterpatrol@rlpoa.com Cell: 816-520-3893


2022 FEES

Assessments:	Fee
Class A Single Family Annual	\$580.08
Class A Single Family Quarterly	\$145.02
Class B Multi-Family Annual	\$386.52
Class B Multi-Family Quarterly	\$96.63
Commercial Annual	\$516.24
Commercial Quarterly	\$129.06
Boat Slips:	Fee
Boat Slip Lease (Annual)	\$400.00
Boat Stickers:	Fee
Motorboat	\$75.00
Non-motorized	\$20.00
Clubhouse:	Fee
Full Day Use Friday-Saturday-Sunday (9am - 12am)	\$500.00
Half-Day Use Monday - Thursday (excluding holidays) (Noon-10 pm)	\$200.00
Deposit	\$300.00
Mandatory Cleaning Fee	\$150.00
Duck Pond Activity Center:	Fee
Full Day Use Friday-Saturday-Sunday (9am - 10pm)	\$200.00
Half-Day Use Monday - Thursday (excluding holidays) (4-10pm)	\$75.00
Deposit	\$250.00
Mandatory Cleaning Fee	\$75.00
Pontoon (includes one tank of fuel!!):	Fee
Weekday, Full Day Use (8 am - 9 pm)	\$160.00
Weekday Early Bird Special (Mon-Thu, 8 am-2 pm, non-Holiday)	\$60.00
Weekday Afternoon (3:00 pm - 9:00 pm)	\$125.00
Weekends Full Day Use (8 am - 9 pm)	\$185.00
Weekend Morning (8 am - 2 pm)	\$125.00
Weekend Afternoon (3 pm - 9 pm)	\$125.00
Holiday Full Day Use (8 am - 9 pm)	\$200.00
Holiday Morning (8 am - 2 pm)	\$125.00
Holiday Afternoon (3 pm - 9 pm)	\$125.00
Deposit	\$250.00
Pool:	Fee
Residents	FREE
Guests - First 10 guests per lot	FREE
Guests - Visits after the 10th	\$2.00
Babysitter/Caregiver Pass	\$50.00
Resident ID:	Fee
First card per resident	FREE
Replacement card per resident	\$5.00
Activities:	Fee
Easter Egg Hunt, Summerfest, Visit with Santa, etc.	FREE

Sign up for e-News and stay current on Raintree events with weekly bulletins and instant news alerts on important items of interest such as water quality reports, police alerts, and changes in Raintree activities.

Sign up at: www.rlpoa.com

1,879 members are already signed up!



Come out and join us at the Raintree Clubhouse parking lot!

Food Trucks will come every **MONDAY** night, excluding holidays, from 4:30-7:30 p.m. thru October.

August Schedule

- 1st: Chef Aristo**
CocoLoco Grill
Irvzillas Hawaiian Grill
One More Scoop (ice cream)
Embrace the Grape (variety drink truck)
- 8th: Mr. Bevis BBQ**
Weenies and Paninis
Burritos Lagos
Just Chillin Sweets and Treats
- 15th: Chic fil A**
Ying's Thai
Tony Rico (Mexican and Italian fare)
Shivers Ice House
- 22nd: Vee's BBQ**
451 Pizza
3rd Entrée Truck to be announced
Touring Taps (craft beer truck)
O'Hanas Shaved Ice
- 29th: Ragusa's Italian Crepe Café**
Tina's Trucks
The Melt Truck
KC Whip

TRUCKS ARE SCHEDULED BUT SUBJECT TO CHANGE

Procedures for Residents with NON-MOTORIZED items for Raintree Lake

Non-Motorized includes but is not limited to paddleboards, kayaks, paddleboats, sailboats.

If you have new to this lake non motorized watercrafts, you will need to fill out the application Non-Motorized Application Form. Fill out a form for each one that is new to the lake only. **Residents with existing non motorized watercraft, from the previous year DO NOT need to fill out a new application each year.** Along with the application form you will need to supply a copy of your declaration page of your HOMEOWNERS INSURANCE which is required in order to get a non-motorized sticker. You will also want to be sure you have a Raintree Boat Safety Test completed. Non-motorized stickers for 2022 are \$20.00.

Submit Application by September 30th, 2022 to the office!

**Raintree Lake Property Owners Association Adopt-a-Tree Program
APPLICATION AND AGREEMENT TO WATER**

This Application is for RLPOA members who would like to have a tree planted on RLPOA Common Ground behind their home this fall.

However, there are a limited number of trees, so this is on a first-come, first-serve basis! Please know that there is a good possibility that not everyone who requests a tree will receive a tree this fall.



Name: _____ Date: _____

Address: _____ Lot # _____

Telephone number: _____

Mature tree photos available at the office, for your review. Please choose ONE:

Red Maple _____

Yellowwood _____

October Glory Maple _____

Cornus Dogwood _____

Serviceberry _____

Swamp Oak _____

Willing to talk with my neighbors about the tree & its location, I, the undersigned, agree to aid RLPOA in keeping the newly planted/replaced Common Ground tree alive by watering the tree for a minimum of **TWO (2) YEARS**.

Signature

Summerfest was a great success!
We would not be able to have these
huge events without the help of all
our volunteers...
THANKS TO ALL OF YOU!!!



MORE 4th OF JULY HIGHLIGHTS!

Bike Parade Winners!



Parade Winners!





To many people — far too many people — the only good snake is a dead snake. But for many species of snakes, the risk of being needlessly killed is multiplied because of an unfortunate case of mistaken identity — they are often confused for one of Missouri's five species of venomous snakes.

Whether they share a habitat, color, or behavior, these snakes are often killed by people who mistake them for their venomous counterpart. Sometimes it's a northern watersnake, confused for the venomous northern cottonmouth because they are both dark, aquatic species. Other times, it's a prairie kingsnake, which shares some color similarity and a near statewide distribution with the eastern copperhead, Missouri's most common venomous snake. Even the juvenile western ratsnake, before it grows into its familiar black skin, can find itself on the wrong end of a hoe for being mistaken for the massasauga rattlesnake.

But knowing what to look for, whether it be appearance (skin patterns, size, and shape), location and habitat, or typical behaviors, will help people distinguish the nonvenomous species from their venomous doppelgangers.

Bands and Blotches

Simply being a snake in or near the water is enough to condemn the northern watersnake to the same fear many have of the northern cottonmouth, according to State Herpetologist Jeff Briggler.

"By far these watersnakes and cottonmouths are the two most commonly misidentified snakes near water," Briggler said. "Everybody believes every snake in the water is a cottonmouth, and it's about 90 percent of the time or greater that is a northern watersnake."

While both aquatic snakes share a dark hue, there are characteristics that can help distinguish the two, including physical and behavioral traits and their distribution throughout Missouri.

"Watersnakes have narrow necks," he said. "And the cottonmouth will have a very defined neck and triangle-shaped head. "While adult northern watersnakes and cottonmouths are roughly the same length, their bodies are noticeably different, he said.

"Venomous snakes, bodies are just robust and stout," he said. "Watersnakes are generally more slender and narrow bodied. However, they can flatten their body to appear bigger, which confuses people because when they flatten out and spread their heads, it's deceptive."

And while both are dark, a closer examination of each snake's color patterns can also help distinguish the two species. Snakes that are not a single color will typically have bands — unbroken strips that go from one side of the snake to the other — or blotches, he said.

"If you look at the crossbands on the northern watersnake, they're the exact opposite of the cottonmouth — narrow at the base and wide in the middle of the back and become squarish blotches along the lower third of the body," he said.

As cottonmouths age, they get darker, making the pattern difficult to distinguish. It may be necessary to rely on differences in behavior. Whereas most nonvenomous snakes will seek to flee from people, venomous species, including the cottonmouth, will often adopt a coiled, defensive posture.

"They're giving you a warning," Briggler said. "They're coiling their body, opening their mouth widely and exposing the white coloration inside their mouth, hence their name. This is a sign to leave the snake alone."

Stories abound of cottonmouths dropping out of streamside trees on unsuspecting canoeists, but it is, once again, another case of mistaken identity. "Cottonmouths are not great climbers, not to say they wouldn't climb into some small bushes on occasion, but they prefer to be on the ground," he said. "When you see several snakes hanging over these bigger branches up high, a lot of times it's a female watersnake with several males wanting to mate with her.

Continued on next page

As aquatic species, both take readily to the water, but even there, the two have different swimming styles, Briggler said. “Northern watersnakes pop their heads up with a little bit of their body exposed, but when threatened they often dive,” he said. “Cottonmouths appear to float on the surface, usually with head held high and most of their body out of the water while swimming.”

In some cases, one of the easiest ways to distinguish between the two is to simply know where you are. There are no known populations of the cottonmouth north of the Missouri River, while the northern watersnake can be found virtually statewide.

The Dangerous Kiss

Sharing a brown or tan base color and near statewide distribution frequently puts the prairie kingsnake on the receiving end of animus meant for the eastern copperhead.

“There’s a strong overlap in distribution, and their habitat is pretty similar,” Briggler said. “They’re both going to be in areas where they can find rodents and other prey.” Despite sharing a base color, the similarity ends there.

“The pattern is totally different,” he said. “Copperheads have the Hershey kiss or dumbbell shape crossbands along their body. The crossbands are wide along the sides and narrow in the middle, while the prairie kingsnakes will have rows of blotches, not bands, along the body. They also often have a little U- or V-shaped pattern on top of their heads.”

And like the cottonmouth, copperheads have a more triangular head than the kingsnake and are more likely to choose fight over flight.

“When threatened, copperheads are more likely to coil their bodies and hold their ground,” Briggler said. “Kingsnakes are either going to lie still and hope you don’t see them, and then if they think you did, they’re going to do their best to escape potential danger — slither into a hole, under rocks or logs, or into tall grasses.”

Just a Phase

For the western ratsnake, having a venomous doppelganger is just a phase. Because of its blotched color pattern and practice of vibrating its tail, as many nonvenomous snake species do to fool potential predators, the juvenile ratsnake is sometimes confused for the prairie massasauga rattlesnake, Briggler said.

“Just the pattern and the vibration of the tail sometimes makes people confuse it as some type of rattlesnake,” he said. “And when people look it up on the internet, the hatchling western ratsnake looks closest to the massasauga than anything else.”

As the western ratsnake matures, it loses its juvenile markings to become a long, shiny black, ending the resemblance and confusion. The western ratsnake is found statewide, while the massasauga is limited to relatively small tracts of bottomland prairie habitats in north-central and northwestern Missouri.

Live and Let Live

Even when knowing some of the differences between these snakes and their venomous lookalikes, sometimes circumstances — coloration of the snake on sunny versus overcast days, age of the snake, view of the entire snake, etc. — can make an informed identification difficult. That is why Briggler has simple advice for people who cross paths with a snake in the wild they can’t positively identify: leave it alone.

“Walk away,” he said. “You are more likely to be bitten attempting to kill a snake. I mean, the snake is threatened and upset, and it will readily defend itself, so live and let live.”

The Less Helpful Differences

While appearance, location and habitat, or typical behaviors can help distinguish Missouri’s nonvenomous from venomous lookalikes, there are several distinguishing features that are even more definite but less helpful because they require you to be much closer to the snake than most people like, especially when they are not certain of the snake’s species.

One feature that distinguishes Missouri’s venomous species from nonvenomous are the pupils. Venomous snakes have elliptical, catlike pupils, while nonvenomous snakes have round pupils. Venomous snakes also have a heat-sensing facial pit between the eye and the nostril that allows the snake to detect the body heat of a small mammal or bird, which is the origin of the term “pit viper,” which is absent in other snakes.

Venomous snakes also have fangs, which are used to deliver their venom, but once again, these are not obvious unless the snake opens its mouth, which is a bad time to be too close. Finally, venomous snakes have a single row of scales on the underside of their tails, compared to the double row of scales found in other snakes. The best time to discover this difference is when dealing with shed skin, rather than with a live snake.

<https://mdc.mo.gov/magazines/missouri-conservationist/2022-07/dopplefangers>

Yard *of the* Month



Winners for August

North Side:

Diane Thayer
4067 SW Pendant Dr.



South Side:

Jason & Molly Hipfl
105 SW Meadowbrook Dr.

Maintenance Provided:

Patricia Tully
4143 SW Minnesota Dr.



RAINTREE TENTATIVE 2022 POOL HOURS:

Every day except Thursdays: 10:30 am - 9:00 pm

Thursdays 10:30 am - 8:00 pm

(Adult Swim - for those 18 and older 8pm-10pm)

**Beginning Monday, August 15th, school hours start
4:00pm-8:00pm Monday thru Friday!**

Watch the Shoreline for special events causing a change in pool hours.



Babysitter—Caregiver—House Sitter Pass

Babysitter passes, Caregiver passes, and House Sitter Passes are available for \$50.00 in the Raintree Office for the 2022 Pool Season. A Raintree homeowner must come to the office to fill out the necessary paperwork before a pass will be granted. The office accepts payment of cash or check.

Raintree I.D. Troubles?

Lose your Raintree ID? Dog tear it to shreds? Whatever shall you do?

No need to fret, the Raintree Office can help!

To replace a LOST card, \$5.00 will get you a new one!
The office accepts cash or check only!

To replace a ruined card, bring what is left and you will receive a replacement at no cost to you!



Pool Guest Credit Q & A:

Q:How do I get Guest Credits to use at the pool?

A:Ten Guest Credits are given to each Raintree household each year. Also, up to 10 Guest Credits, that remained unused from the previous year, can be brought forward to this year. So, each household has the possibility of having 20 guest credits for use at the beginning of the season. These credits are loaded electronically in the office and reduced electronically by pool employees when a member of your household brings in guests.



Q:What if I run out of Guest Credits?

A:Additional Guest Credits can be purchased in the Raintree Office (NOT AT THE POOL) for \$2.00 each, in lots of 10. So for \$20.00 you receive 10 Guest Credits. Any Guest Credits that are purchased and not used will be brought forward to the next year.

Remember that you must stay with, and are responsible for, any guest you bring to the pool.

Also, please remember that dues must be up-to-date in order to use the pool.

AUGUST

Sun	Mon	Tue	Wed	Thu	Fri	Sat	
	1 ARB MEETING Lake Comm.Mtg 7pm Clubhouse FOOD TRUCKS 4:30-7:30	2 Ladies Bridge 9:00 am & Men's Club 1:30pm both at DPAC Appeals Committee Meeting 7pm DPAC	3 Cards 1:00 pm at DPAC	4 ARB DEADLINE Mahjong 1pm DPAC	5	6 Raintree Villas Annual Picnic 4-8pm	
POOL HOURS THROUGH MONDAY AUGUST 15 Every day except Thursdays: 10:30 am - 9:00 pm Thursdays 10:30 am - 8:00 pm (Adult Swim - for those 18 and older 8pm-10pm)							
7	8 ARB MEETING FOOD TRUCKS 4:30-7:30	9 Ladies Bridge 9:00 am & Men's Club 1:30pm both at DPAC RLPOA Board Mtg.	10 Ladies Bunco 10 am at DPAC Canasta 1-4 pm at DPAC	11 ^{ARB} DEADLINE Book Club 10am DPAC Mahjong 1pm DPAC Activities Committee Meeting 7pm DPAC	12	13	
14	15 ARB MEETING Shoreline Deadline FOOD TRUCKS 4:30-7:30	16 Ladies Bridge 9:00 am & Men's Club 1:30pm both at DPAC Common Ground Meeting 6:30 pm DPAC	17 Fountain's Activities 1:00 pm at DPAC Garden Club Meeting 7pm at DPAC	18 ARB DEADLINE Mahjong 1pm DPAC	19	20 Family Swim 6-9  Pool Open (10:30 am—5:00 pm)	
Pool Open—School Hours (4:00 pm—8:00 pm)							
21 Pool Open (10:30 am—9:00 pm)	22 ARB MEETING Fountain's Bunco 1-3 pm at DPAC FOOD TRUCKS 4:30-7:30	23 Ladies Bridge 9:00 am & Men's Club 1:30pm both at DPAC RLPOA Work Session 	24 Canasta 1-4 pm at DPAC Wine Club 7pm DPAC	25 ARB DEADLINE Mahjong 1pm DPAC	26 BBQ Competition with Lake Winnebago	27 BBQ Competition with Lake Winnebago Pool Open (10:30 am—9:00 pm)	
Pool Open—School Hours (4:00 pm—8:00 pm)							
28 Pool Open (10:30 am—9:00 pm)	29 ARB MEETING FOOD TRUCKS 4:30-7:30	30 Ladies Bridge 9:00 am & Men's Club 1:30pm both at DPAC	31	LAST DAY OF POOL SEASON MONDAY SEPTEMBER 5			Pool Open (10:30 am—9:00 pm)
Pool Open—School Hours (4:00 pm—8:00 pm)							

New Residents

Welcome to the Neighborhood!



Marcella Westmoreland & Brett Buckles
3907 SW Ward Rd.

Aaron & Teresa Lau
4180 SW Lafayette Place

Brian & Micalah Thayer
214 SW Marsh Wren

Lindsay McCracken & Todd Steffens
432 SW Seagull

Matthew & Kayla Smith
5122 SW Sandpiper Drive

Michael & Nancy Monaghan
4413 SW Gull Point Drive

Jason & Connie Mitchell
4908 SW Raintree Ct.

David & Silvia Davis
4052 SW Orleans Ct.

Betty Dickenson
4808 SW Leafwing

Daniel & Karen Owen
4113 SW Homestead Dr.

Brad & Jennifer Coleman
4017 SW Ward Rd.

Kevin Worland
4525 SW Gull Point Dr.

Andy & Kimberlee Leech
4482 SW Bowsprit

Shandi & Marina Mossad
4509 SW Raintree Ridge

Summer Office Hours

Monday - Friday
9 am - 5pm

Saturday
9 am - 1 pm

825 SW Raintree Dr.
LSMO 64082

office@rlpoa.com
General Manager: Rachelle Vandiver
manager@rlpoa.com
Office: 537-7576 Fax: 537-5621



Welcome Baskets: An Opportunity for Advertisers

Are you a resident who would like to advertise the products or services offered by your company? Consider adding an item to our Welcome Basket that would contain your logo or information regarding your business or product. There is no cost to you to add something to the basket.

New residents to Raintree typically receive a Welcome Basket when they come visit the office for the first time. The Welcome Baskets contain things like koozies, cups, key chains, toothbrushes, pens, coupons, lotion, hats or visors, magnets, ads for local businesses and at one point we even had bar-b-que sauce! You never know what might be included!

Would you like to add something to our Welcome Baskets to advertise your business? Bring your item(s) by the office during office hours.



NEWS FROM THE GARDEN CLUB

AUGUST is the gateway to Fall. It is time to celebrate a good harvest and a good summer. August brings the best bounty of the season - ripened tomatoes, sweet corn on the cob, ripe melon, peaches and zucchinis. It is associated with family fun, vacations, and getting the kids ready to go back to school. *"August is the border between summer and autumn. It is the most beautiful month I know."* (Tove Jansson)

In August your vegetable garden is really asserting itself, your flower beds are still full of color and your lawn, like the dog, is ready to take a nap. There's nothing to do at this point, but to enjoy it - WRONG! Gardens may move more slowly in August, but smart gardeners know August isn't a stand down month - weeds need to be pulled, pests need to be stopped, and plants still need care to protect their long term well being.


Seven Important August Garden Chores:

- 1.) It's time to check on the well being of your mulch to see if it has decomposed or scattered away. Bare soil at this time of the year invites weeds. Consider adding a healthy layer of mulch to needed areas.
- 2.) Prune back spent summer flowers to encourage more flowers, strong roots, and leaf growth.
- 3.) Divide certain perennials - bearded iris, day lilies, hosta, ornamental grasses. By starting the division and replanting process now, you can get them situated before they face the winter.
- 4.) Carefully inspect all plants and remove any dead, dying or diseased leaves and stems so any bacteria or fungus doesn't spread, and any infected parts fall to the ground and incubate.
- 5.) Plant perennials and shrubs. Late summer is the perfect time so they'll take root during the cool, moist Fall, and be ready to pop into bloom next spring and summer. Just make sure to keep new plants well watered if the weather is hot and dry.
- 6.) Lawn turning brown? It's not dying, it's sleeping. Sure, you can water to green it up, but your monthly water bill or your local water regulations might discourage this. Like a sleeping dog, let it lie!
- 7.) Add Fall color. Give your flowers beds and pots a late summer injection of color by adding a generous helping of chrysanthemums. They go well with any garden decor and add an instant impact of color to pots, planters, and flower beds. **REMEMBER THE RAINTREE GARDEN CLUB IS BRINGING BACK MUMS TO THE CLUBHOUSE IN SEPTEMBER FOR THEIR FALL FUNDRAISER. WE APPRECIATE THE COMMUNITY'S SUPPORT.**

June Garden Club Activities included a visit to a privately owned hosta garden and yard tours of garden club members, Margaret Legel and Rita Madison. Margaret's yard was on the greater Kansas City area "Sow Wild Natives Customer Garden Tours." There was no July meeting so members could enjoy summer vacations.



Hosta Alley Garden near Pleasant Hill has over 1,000 hosta varieties along with other plants and specialty trees. The garden is owned by Gayle and Phil Alley.




Raintree Lake Garden Club's 18th Annual Chrysanthemum Sale/Fundraiser

All proceeds from this Fundraiser go to support
beautification projects at Raintree Lake.

We also accept donations. Your support is greatly appreciated!!

Deadline for Pre-Orders is Saturday, September 10th

Orders will be available for **pick-up on Saturday, September 17th at the Raintree Lake Clubhouse from 9a-1p**(Cash/Check only for Extras until sold out)



Mum Pre-Order

Name _____

Phone _____

Method of Payment Check Cash

Item	Amount	Qty	Total
Chrysanthemums (2-gal size)	\$14		
Donation			

There will be a variety of colors available

Please send pre-orders with payment to:

Machelle Seiler, 712 SW Estates Dr., Lee's Summit MO 64082

Please make checks payable to the Raintree Lake Garden Club

Questions?? Contact malegel621@gmail.com

Pros & Cons: Riprap Shorelines vs. Native Shorelines

So...you've decided that it's time to "restore your shore". Naturally you're interested in your options. There are really only two viable options for you to consider – the riprap approach, or the native approach. Here are the pros and cons of each:

Native Shorelines

Cons of native shorelines:

Provides breeding grounds for mosquitoes, as well as habitat for other unwanted pests and/or insects.

Although an established native shoreline can be a great natural defense against erosion, it can also

wash away if subject to high water-levels or intense waves for an extended period of time. Also, a single epic storm can wipe out a native shoreline. They're very high-maintenance for the first handful of years, and they will almost always require some amount of continued maintenance (unless you want your shoreline to look abandoned and overtaken by weeds). They may appear unsightly to some people – like a patch of weeds (which in many cases is accurate). Large amounts of planning required: what is the native soil type, how much foliage to keep/remove/add, which plants need more sunlight, which area stay dry vs wet...and the list goes on.

Pros of native shorelines:

Filters runoff from adjacent land (e.g. your yard) of silt, salt, pesticides & fertilizers, reducing the amount that reaches the water. Long roots of native plants help to filter out pollution before it reaches the water. Provides shade, shelter, and food for shallow-water fish and other aquatic life. Provides habitat for various forms of wildlife. Provides or creates a privacy buffer. Can slow water runoff from adjacent land, giving additional time for runoff to soak into the ground before being flushed directly into the lake. Can help prevent erosion once established, if under normal circumstances (average water-level, no epic storms, etc.).

Fairly low-maintenance once established. The county may offer grant money for native shoreline restoration projects.

Riprap Shorelines

Cons of riprap shorelines:

Although by no means harmful, riprap doesn't add anything beneficial to the lake water, mammals, aquatic life, etc. It's stone, plain and simple.

Won't filter runoff from adjacent land.

Does not help with flooding, because it

doesn't absorb any water. Typically costs more than a native shoreline – but not always.



CONTINUED ON NEXT PAGE

Pros of riprap shorelines:

Prevents erosion under almost any circumstances. It's durable. Very little planning involved. Hassle-free to install. You can have a riprap shoreline in as fast as just a few days. Little-to-no weeding or maintenance required. Almost always increases property value. Deters insects from making your shoreline their breeding ground. Deters critters (e.g. muskrats and other furry little mammals) from tunneling into your shoreline and setting up camp. Grant money may also be available for riprap shoreline restoration projects when native plantings are simply not a viable option, or when riprap is combined with native plantings (e.g. a portion of your shoreline is planted with native plants, while another portion is completed using riprap.) Looks attractive, clean, yet natural. Good riprap shorelines often look like they've been around since the Jurassic.

Jack M. Whetstone, PhD, Emeritus Faculty, Aquaculture Specialist, Clemson University

Shoreline Stabilization Techniques

The shoreline is a valuable and important area. It provides a rich, active habitat for fish and wildlife, and cleans stormwater runoff before it enters the water. The shoreline provides structural integrity to the water's edge, protecting it from erosion. The shoreline also gives us a relaxing place to fish, boat and contemplate nature. Shoreline erosion is a natural process that occurs on lakes, streams, rivers and along the coast. It is the gradual, although sometimes rapid, removal of sediments from the shoreline. It is caused by a number of factors including storms, wave action, rain, ice, winds, runoff, and loss of trees and other vegetation. Although erosion is not intrinsically harmful, when it is augmented to the point where it affects natural resources, water quality, ecosystems, and property loss, it is generally undesirable.

Some commonly practiced shoreline modifications and erosion control methods can actually increase the rate of erosion as well, resulting in costly structural damage as well as property loss. Others may aid in the destruction of the shoreline's natural environment. This guide addresses the problems with some of these common practices and offers alternative methods. The Department encourages the use of "soft" or natural shoreline protection methods over "hard" or structural methods. These methods are much easier on the environment; imitate natural systems, can interact naturally within the ecosystem, as well as save you a significant amount of money. We have included advice and information for various shoreline stabilization methods. Please be aware that permits are necessary for the installation of most of these methods.

Some Basic Principles of Shoreline Protection

To best preserve the shoreline environment, stabilization methods should follow these basic principles:

Imitate nature

The native vegetation usually found at the shoreline strengthens its structural integrity and prevents the land from breaking apart. The deep roots of these plants bind the earth together while their foliage and branches protect from the erosion caused by rainfall and winds. Removing these plants can cause the shore to weaken and easily crumble into the water.

Keep slopes gentle

The gradual slope of a natural shoreline absorbs the energy of waves. A steep, eroded slope or retaining wall allows waves to crash into the shore, drastically increasing erosion and causing that wave energy to cause damage on adjacent shorelines.

By "soft armoring" we refer to live plants, logs, root wads, vegetative mats, and other methods that eliminate or reduce the need for "hard armoring", such as rock rip-rap, stone blocks, sheet-pile or other hard materials. Soft armor is alive and so can adapt to changes in its environment as well as reproduce and multiply. It also provides habitat for fish and wildlife. Vegetation can be kept trimmed so as not to block the view - after all, that's why many of us choose to live near the water!

CONTINUED ON NEXT PAGE

Mix it up

Regardless of the type of natural shoreline encountered, you will undoubtedly see a wide diversity of materials: live trees, dead branches, stumps, rocks of many shapes and sizes, silt, sand, cattails, grasses, flowering plants, etc. By imitating this variety, you can maintain or reproduce the natural value of the shoreline and have an effective, resilient, and eye-pleasing shoreline. Working with these natural and locally available materials can also dramatically cut project costs. In the end, a mix of techniques may yield the best project, uniquely fit for your situation. If your area is already developed, it is a good idea to look to nearby undeveloped shoreline areas for examples of a more natural state.

Keep it small and simple

In some instances, only a portion of your shoreline area may be eroding. If this is the case, a small or mixed rip-rap and vegetation project may suffice. Keep in mind that healthy trees are often the cornerstones of a stable shoreline.

How Can a Natural Shoreline Protect against Erosion?

In its natural state, the shoreline area is perfectly engineered to protect against erosion.

Take the example below:



The native vegetation usually found in the shoreline area strengthens its structural integrity and prevents the land from breaking apart. The deep roots of these plants bind the earth together, while their foliage and branches reduce erosion caused by rainfall and winds. Clearing these plants causes the shore to weaken and easily crumble into the water.

The gradual slope of the natural shoreline area has developed to absorb the energy of waves. A steep, eroded slope or retaining wall allows waves to crash into the shore, drastically increasing erosion.



This is the same shoreline, after a considerable amount of erosion:

Although this may not exactly reflect your shoreline, this picture represents the general effects of erosion.

Article by State Dept. of Environmental Conservation



FAMILY SWIM!

Saturday,
August 20th

6 pm—9 pm
DJ

WE WILL PROVIDE PIZZA, COOKIES,
ICE CREAM, MUSIC, ACTIVITIES

Smokin' on the Point BBQ Competition



Raintree is teaming up with Lake Winnebago for an **EXCITING** 2-day event at the Winnebago Yacht Club. From 4—10 pm on Friday, August 26th, there will be a community party with live music, followed by fireworks. On Saturday, August 27th, beginning at 10:00 am will be a BBQ Competition. Anyone can purchase the remaining BBQ entries Saturday afternoon at 4:00 pm. The BBQ Competition will be limited to 9 Raintree teams.

Also **NEEDED** are some judges from Raintree.

To sign up for the BBQ Competition or for more information
Contact Ronnie Hernandez at:
rhernandez5126@gmail.com or at 816-838-1284.



FREE SCREENING

FOLLOWED BY A SPECIAL PANEL DISCUSSION

My Ascension

A DOCUMENTARY FILM TO SPREAD HOPE AND FIGHT SUICIDE



THURSDAY
AUG. 11
6:00 PM

Abundant Life Church - Administrative Building
414 SW Persels Rd. Lee's Summit, MO

EVENT SPONSORED BY:
CHOOSE 2 LIVE

SUICIDE AWARENESS WALK

PRESENTED BY: **CHOOSE 2 LIVE**

REGISTER AT:
choose2live.org/store
LAST DATE TO REGISTER
9/12

\$25
DONATION*



SATURDAY
SEPT. 24
9:00 AM
CHECK-IN BEGINS
AT 8 AM

RAINTREE
CLUBHOUSE

* ENTER PRIOR TO 9/12 AND RECEIVE A T-SHIRT

Raising Awareness One Step at a Time

Teens for Hire

Call Office to update: 537-7576

Name	Age	Services	Telephone
Angelina	17	Certified babysitter / dog sitter—References Available	(816) 503-1241
Kylie	17	Dog sitting, Dog walking, Babysitting, Housesitting	(714) 955-9113
Ella	16	Responsible Mother's Helper - Fun & Energetic Babysitter! Raymore Parks & Rec CPR Certified	(816) 882-3193
Kolby	15	Dog walking, Dog sitting, Housesitting, Babysitting	(714) 955-9113
Jada	17	Babysitting (Certified Babysitter & CPR Training), Dog Walking and Dog Sitting	(816) 888-9439
Mackenzie	16	Dog sitting and Dog walking	(816) 210-4136
Kennedy	16	Babysitting	(816) 489-8776
Riley	16	Nanny, Dog Walker, Housesitting	(816) 560-2278
Makayla	13	Dog sitting and Dog walking	(816) 210-4136
Christian	15	Pet sitting, Snow removal, Leaf/limb removal	(816) 927-5290
Ainsleigh	15	Pet sitting, Dog walking, Exotic pets, Babysitting for older kids (no infants or very young toddlers.) Has taken CPR and babysitting boot camp with LSPR.	(312) 953-5821
Sam	16	Mowing, snow shoveling	(816) 207-9019
Isabella	14	Experienced house and pet sitting	(816) 377-1177
Brad	16	Mowing and Trimming	(816) 927-9229
Brooke	16	Babysitting	(816) 352-6500
Libby	13	Pet sitting—lots of experience!	(816) 609-8577
Molly	17	Babysitting	(816) 207-8886
Katelynn	14	Babysitting, housesitting and dog sitting.	(816) 778-9533
Paige	12	Pet sitting, dog walking, housesitting, babysitting for kids over 2 years old	(816) 317-5691
Dean	16	Assemble IKEA type furniture, bikes or small projects	(816) 716-9778
Reid	13	Mowing, shrub trimming, snow removal	(816) 716-9778
Anna	11	Dog walking, babysitting (dropped off at own home so mom can supervise)	(816) 716-9778
Carly	14	Pet sitting, dog walking, babysitting, housesitting, light house cleaning	(816) 213-0352
Isabella	12	Pet sitting, housesitting, & babysitting for ages 3 years and older	(816) 682-9841



Adult Luau!!

Friday, September 2nd

7—10 pm

**Pulled Pork will be served but we ask
EVERYONE to bring a side dish as a potluck!**

**Wear your Hawaiian shirts,
grass skirts or swimsuits!**

Be sure to bring your Raintree ID

To volunteer please email

Tonya Gundersen at

TGundersen@mail.benildehall.org


Raintree Lake Labor Day Fishing Derby




The Fishing Derby is on!! ALL Raintree kids (ages 2—18) and their families are welcome to attend the 2022 Raintree Lake Labor Day Fishing Derby. The Derby will be held at the Duck Pond on Monday, September 5th (Labor Day). Registration begins at 8:00am and the fishing will kick off promptly at 9:00am and end at 10:30am. Prizes in each age category, snacks, and juice for the families will be provided. We hope to see you there! Award ceremony will immediately follow the event. We will be providing buckets for the fish that are caught, before they are judged and released. We will also have a limited supply of rods, reels & bait for any child who might need them.

To help make this event a success for our kids, we need help in the following areas:

- * Registration
- * Set up and break down of event
- * Judges to man the perimeter of the pond



**For more information or to volunteer your time, contact
Brenda Zeller (816-617-4466 or bzeller11@gmail.com)**





BRICK & MIRTH

Historic Downtown Pleasant Hill

WEDDING RECEPTIONS - PRIVATE PARTIES - CORPORATE EVENTS

We are excited to host your next special event, and together we will make your event spectacular. Our venue is a blend of historic charm and modern class and style. Our completely renovated building boasts the historic elements of exposed brick and rafters blended with exquisite modern touches. The

Downtown Historic District of Pleasant Hill provides a picturesque ambiance. This town truly is "Where the Tracks meet the Trail". The train rumbles and whistles behind the building throughout the day and night adding that touch of whimsy to this magical town. Experience the big city luxury with the small town charm. Let us make your next celebration one to remember at Brick & Mirth.

BOOKING NOW

Call: 816-605-5213

Email: brickandmirth@gmail.com

Full Bar & Fully-Equipped Catering Kitchen

Outside Vendors Welcome

115 S First St
Pleasant Hill, MO 64080

www.brickandmirth.com

AirSummit

Heating & Cooling

ZACK RADER

- Comfort Specialist
- 816-537-0585
- airsummitllc@icloud.com

The Price Is Right Tree Care

Nathan Wolfe - Owner
Office: (816) 765-1993
Cell: (816) 564-1713



Trimming & Pruning • Tree Removal & Stump Grinding
Lifting & Shaping • Bush & Shrub Trimming
24 Hour Emergency Services • Fully Insured
Fire Wood Available • Quality Workmanship & Cleanup
FREE ESTIMATES

www.thepriceisrighttreecare.com

Raintree resident since 2009

S.L.M.

SHINING LIGHT MUSIC

816.347.0099

www.shininglightmusic.com

YOUR HOMETOWN MUSIC STORE



INSTRUMENT REPAIR SERVICES
INSTRUMENT RENTALS
DIGITAL PIANOS & KEYBOARDS
GUITARS & FOLK INSTRUMENTS

YEAR ROUND YARDWASTE PICKUP!



**CONSTABLE
SANITATION**

**Sign up
By calling**

816.204.1192

Constablesanitation.com



RENEE AMEY
TEAM

816.213.3421

www.LeesSummitLakeHomes.com



4484 SW Raintree Shore Dr- SOLD in 3 Days! \$725,000



4509 SW Raintree Ridge Dr - SOLD in 9 Days! \$589,000



350 Raintree Drive - FOR SALE \$299,000



4395 Breezy Point Lane - FOR SALE. \$749,900



4021 Homestead Dr - Under contract in 2 Days! \$370,000



230 Albatross Court - Under Contract in 2 Days! \$304,900

Summer is Sizzling and so is the market in Real Estate! There could not be a better time to put your home on the market if you are considering moving. Eager Lake Enthusiast Buyers want to enjoy the lifestyle at Raintree Lake! We want to speak with you regarding your next move and/or assistance in selling your home. We look forward to putting more SOLD signs at our #1 selling Lake Community-Raintree Lake!

Visit: LeesSummitLakeHomes.com, the best source for buyers looking for newly listed Lake Homes.

Renee Amey 816.213.3421 Brenda Durham -Raintree Resident 373-8400/office, Lindsy Davis, Chad Davis

Renee Amey TEAM - RE/MAX® Elite

4243 Lakewood Way - Lee's Summit, MO 64064 - 816.795.2595 office



FREE MARGARITAS WHILE YOU SHOP!

LARGEST SELECTION OF METAL YARD ART IN THE MIDWEST



THE

CACTUS

SHACK

FRI-SAT-SUN 10AM- 4PM

1211 N 7 HWY PLEASANT HILL, MO





Are you available to invest in the lives of Lee's Summit youth?

We're looking for volunteer tutors age 18+ to be matched with a student K-6

September 2022-April 2023

Learn more & apply at deerbrook.church

Kimberly Wegleitner

Program Coordinator

tutoringclub@deerbrook.church



Andrea Clifford
 Certified Personal Trainer
 Certified Nutrition Specialist
 Certified Exercise Recovery Specialist



Private Personal Training for Women
 Located in Raintree

**Make Progress
 Not Excuses**

AndreaMClifford@gmail.com
AndreaClifford.ISSACertifiedTrainer.com
 816-213-5817

ROYAL
 Home Improvements LLC
 816.844.2500

Windows • Siding • Decks • Wood Rot • Painting
 Your home town team for all your home improvement needs



Local Family owned business with 30 years experience Fully Licensed and Insured



1RoyalHomeImprovementsLLC.com

SCENTSY

INDEPENDENT CONSULTANT



Tracy Damarico
 SuperStar Director

816-213-8103
Wicklessinfo@gmail.com
Tracyd.Scentsy.us

Don't move. Instead, improve.

Remodel, rebuild and renew with Four Sons Construction. We specialize in kitchen, basement and bathroom renovation.



We're a third-generation family business with deep roots in the Lee's Summit area. Our reputation lives in your home, so we don't cut corners. We're committed to superior construction, even if it takes a little more time.

816.537.3210

www.foursonscontractors.com



MRS. CLEAN SERVICES
www.mrscleanbins.com



TRASH CANS AND CONTAINERS,
 DECKS, PATIOS, DRIVEWAYS,
 GARAGES, DUMPSTER, PADS,
 LOADING DOCKS,
 PARKING LOTS,
 STORE FRONTS,
 FLEET AND
 EQUIPMENT WASHING

Derrick Dady
 Co-Owner

mrscleanbins07@gmail.com
 (816)896-8029

Creekside Greenhouse

Annuals-Perennials-Succulents-Vegetables
 Herbs-Tropicals-Shrubs-Garden Decor and more

800 E. Walnut (58 & J Hwys)
 Raymore, MO 64083
 816-322-7333
www.creekside-market.com

Hours: Mon-Fri 9am-5pm
 Sat & Sun 9am-3pm

Urine Good Company

THE STEP-BY-STEP GUIDE TO
REDUCE URINE LEAKAGE IN 6
WEEKS. THROUGH ROUTINES,
HABITS, AND PELVIC FLOOR
STRENGTHENING



Do you -

- Leak urine when you cough, sneeze, laugh, jump, exercise?
- Rush to the bathroom?
- Feel as though you do not empty your bladder completely?

Have you told yourself this is your "normal" after babies?



*You are
in good
company*

The course is a 10-module course that will go through: anatomy, normalcy, dysfunction, nutrition, collecting data, learning to breath, urgency & frequency, exercises, progressions of exercises, and a bonus module of important self-care products.

YOU WILL FINISH FEELING EMPOWERED, KNOWLEDGEABLE, AND HOPEFUL.

Use QR Code for easy enrollment. Raintree residents use promo code: raintree25 for 25% off.

Contact me with questions: Instagram @mrsdewitt22 or kassiedewitt2020@gmail.com



Schedule your project and outdoor living space needs today to secure an early install for Summer!

RAINTREE LAKE PROJECTS



Design & Build • Patios • Outdoor Kitchens • Seating Walls & Columns
Fire Pits & Fireplaces • Outdoor Lighting • Landscaping



Call Today: 816-985-9855 FREE ESTIMATES RESIDENT OWNER

CLASSIFIEDS

Looking for Work: Raintree Resident Handyman. Licensed and insured. Plumbing, electrical, painting, doors, tile/wood flooring, siding, grading, trash hauling, bathroom/kitchen remodel, pick up or deliver just about anything, fence/deck repairs. Please call James at 562-225-0593.

For Sale: Fully refurbished 2002 Suntracker 21' Party Barge. Mercury 25 HP motor runs well & 2019 trailer. Completely gutted last year. NEW carpet, seats covers, table, lights, speaker & bimini top. Metal frame redone and wrapped in white. Call or text 913-938-4420. Raintree resident for 11 years asking \$12,500 obo.

Wanted: Looking for a boat slip to sublease . Would be SO appreciative of a slip anywhere on the lake. Please contact Tristen Hoots at 816-590-8729.

Wanted: Boat slip to sublease for the 2022 season or longer. Please call Mark or Terri Asher 816-686-7077 or 816-716-4788.

Wanted: Looking for a boat slip to sublease next season and seasons thereafter if possible. Losing our current one due to owners moving. Would prefer north side but open to any possibilities. Please contact Frank 816-204-0177 or Brenda 816-617-4466. Thank you!!!

Wanted: Boat slip to sublease for the 2022 season and possibly longer. Will pay upfront or however is best for you. I have 3 kids that would greatly appreciate it. Please contact Tony 816-506-2130.

Wanted: Raintree family with four young kids looking to sublease a boat slip for short-term or long-term use. Can pay today. (And we have a solid referral as clean, respectful sublessees!) Please call or text: 816-820-9303 THANK YOU!

Wanted: Raintree Family looking to sublease slip. Interested in full time, shared, anything. Call or Text 816-820-9303 Greatly appreciated!

Wanted: Boat slip to sublease. Our family would greatly appreciate any slip on the lake. Please call Matt 816-665-8886.

Hello Raintree Family,

Journey Community Impact Center which is located here in our area just off Ward Rd. which is located across from Hyvee.

This organization provides a Safe Place for families in need to receive free food and clothing as well as information on community resources for assistance with other needs such as housing, mental health and more. On August 3rd, several of our volunteers will be out in our neighborhood placing a grocery bag containing a list of much needed food items at your front door. The volunteers will be back in the neighborhood on August 10th for collection of the bags. Thank you in advance for your generosity.

There is always a need for additional volunteers. Please feel free to reach out to me Vickie at vswindall127@gmail.com



816
FINEST DETAILING
KANSAS CITY'S FINEST MOBILE DETAILING
816.807.8221

David Watzlawick
OWNER/OPERATOR

Twitter, Facebook, Instagram icons

Lake Reminders During Storm Season

- Boaters—During stormy weather, be sure to check on your boat to make sure your cover is secure, your bilge is working, etc.
- Also both boaters and swimmers need to be aware of debris floating in the lake that could become a hazard.
- Be aware that after a storm event, the lake e-coli levels will be high—so swim at your own risk.
- Remember, if you see lightning or hear thunder, head home! Don't be at the highest point on the lake in a storm!



**2022-2023
RAINTREE
BOARD OF DIRECTORS:**

Officers:

**President: Tony Jose
Vice President: Charlie Burke
Secretary: Erin Hamilton
Treasurer: Kyle Haulotte**

Board Members:

**Gwen Barr-Crawford, Mike Conway,
JC Connelly, Kevin Smith,
Kyle Wilkerson.**

**Board meetings are on the second
Tuesday and Work Sessions are on the
fourth Tuesday of each month at 7:00pm
at the Clubhouse.**

Raintree Staff:

**General Manager:
Rachelle Vandiver (537-7576)
manager@rlpoa.com**

**Assistant General Manager:
Josh Cresswell (537-7576)
jcresswell@rlpoa.com**

**Grounds Manager:
Daniel Merrick (816-537-7576)**

**Water Patrol:
816-520-3893**

**Codes Compliance Officer:
Tim Miller (537-7576)**

**Administrative Assistants:
Margie Brumble
Melissa Drinnen
Debbie Hanss
Kristy Marcotte**

**Raintree Committee
Chairpersons:**

Activities: Tonya Gundersen
ARB: Tom Atkins
Appeals: Roland Thibault
Common Ground: Kathy Goldman
Lake: Tim Hamilton & Bob Burasco
Pool: Dianne Hanlin
Raintree View: TBD
Duck Pond Activity Center: Marilyn Burasco
Nominating: David Elliott & Joan Bruns
Finance: Marsha Powell
Facilities: Debbie Irwin
Siltation: Brian Ratigan
Welcoming: TBD
Pond: Roger Sense
Security Committee: David Mitchell
Social Media Committee: Megan Gentile

**Committee Meetings
& Locations:**

Activities: 2nd Thursday, 7:00 pm @ DPAC
ARB: Mondays 7pm @ Clubhouse
Appeals: 1st Tuesday 7pm @ DPAC
Common Ground: 3rd Tuesday, 6:30pm @ DPAC
Duck Pond Activity Center: WATCH CALENDAR
Lake: 1st Monday 7pm @ Clubhouse
Pond: WATCH CALENDAR
Pool: WATCH CALENDAR
Raintree View: WATCH CALENDAR
Siltation: WATCH CALENDAR

Double check calendar and dates!

PreSort Standard
U.S. Postage
PAID
Lee's Summit, MO
Permit No. 9

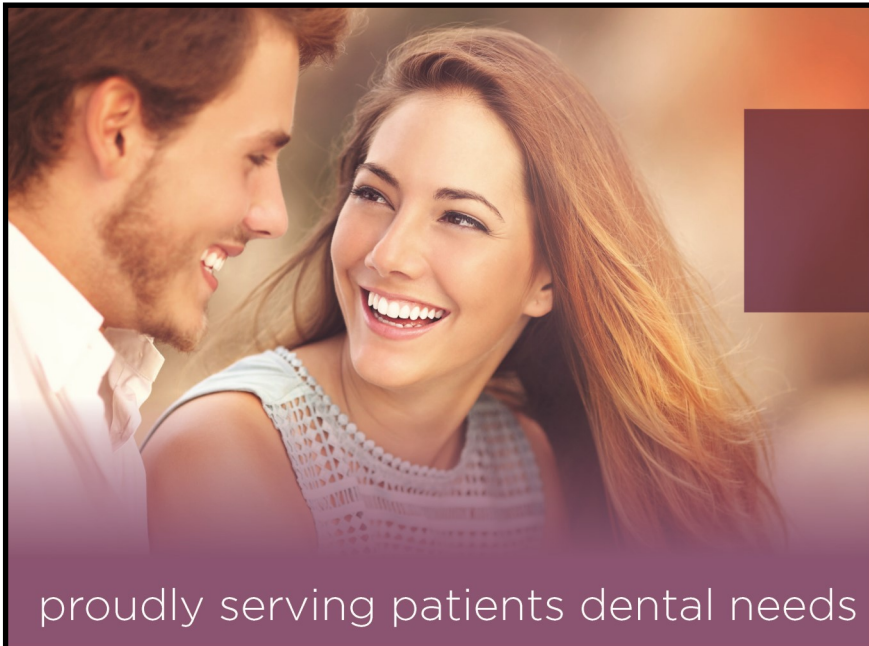
Contact Us

Raintree Lake Property
Owners Association
825 SW Raintree Dr.
Office: 537-7576
Fax: 537-5621

office@rlpoa.com,
manager@rlpoa.com

Visit us on the web at
www.rlpoa.com

OR CURRENT RESIDENT



tlc FAMILY
DENTISTRY

TLC FAMILY DENTISTRY
JAMIE L. THURMAN-TAYLOR, DDS

tlcfamilydentistry.com

proudly serving patients dental needs

in the area for over **35 years**

Call Today For An Appointment 816.537.6161

3568 SW Market Street • Lee's Summit, Missouri 64082

Conveniently located at the Intersection of Highway 291 and 150, across from QuickTrip

